



SAVE THE DATES
FEB 26 - 28, 2025

HVS | ANAROCK | HOPE 2025
HOSPITALITY OVERVIEW PRESENTATION & EXCHANGE

INDIA'S MOST EXCLUSIVE HOSPITALITY SUMMIT

GOA

TAJ
CIDADE DE GOA HORIZON
GOA

Hotel Sector

Key Stats (India Average)

	JULY 2024	JULY 2019
ADR	₹ 6,900 - ₹7,100	↑ 31-33%
Occupancy	62-64%	↓ -1-3 pp
RevPAR	₹ 4,278 - ₹ 4,544	↑ 28-30%

Change over (Pre-COVID)

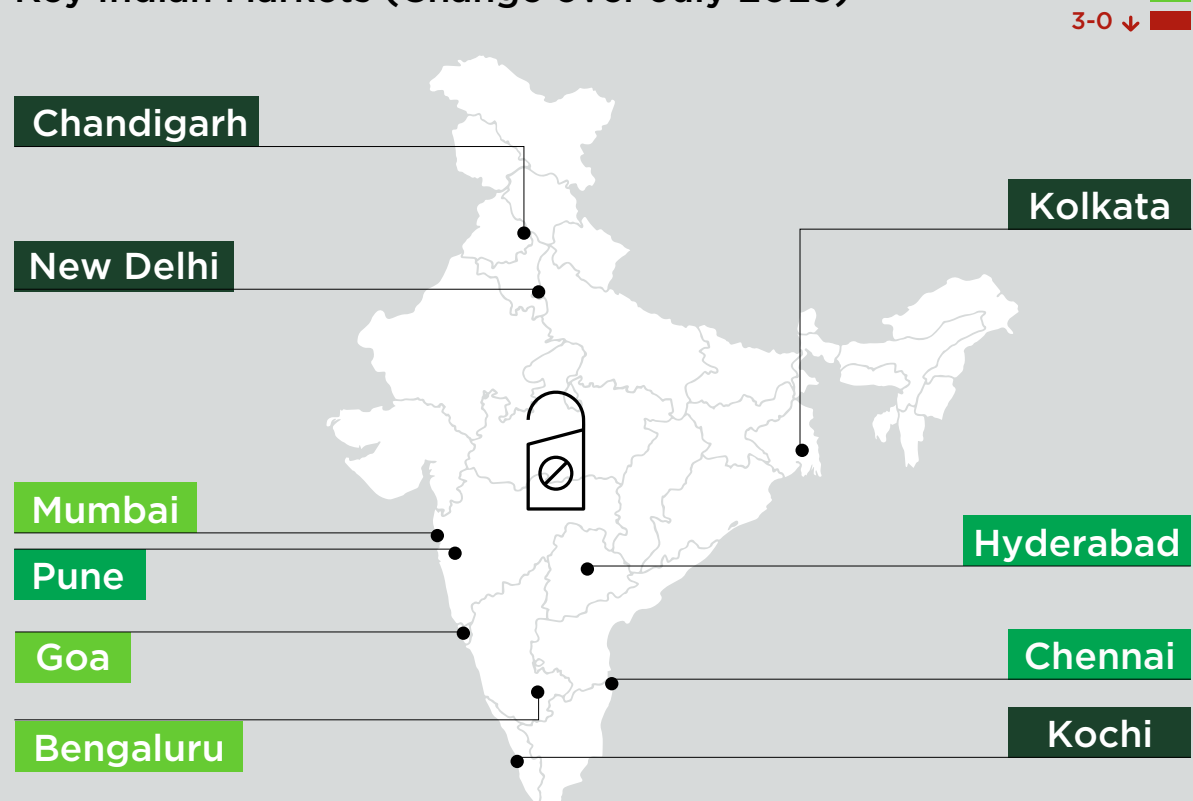
	JULY 2023	JUNE 2024
ADR	↑ 8-10%	↑ 1-3%
Occupancy	↑ 3-5pp	↑ 1-2 pp
RevPAR	↑ 15-17%	↑ 3-5%

Change over (Post COVID-19)



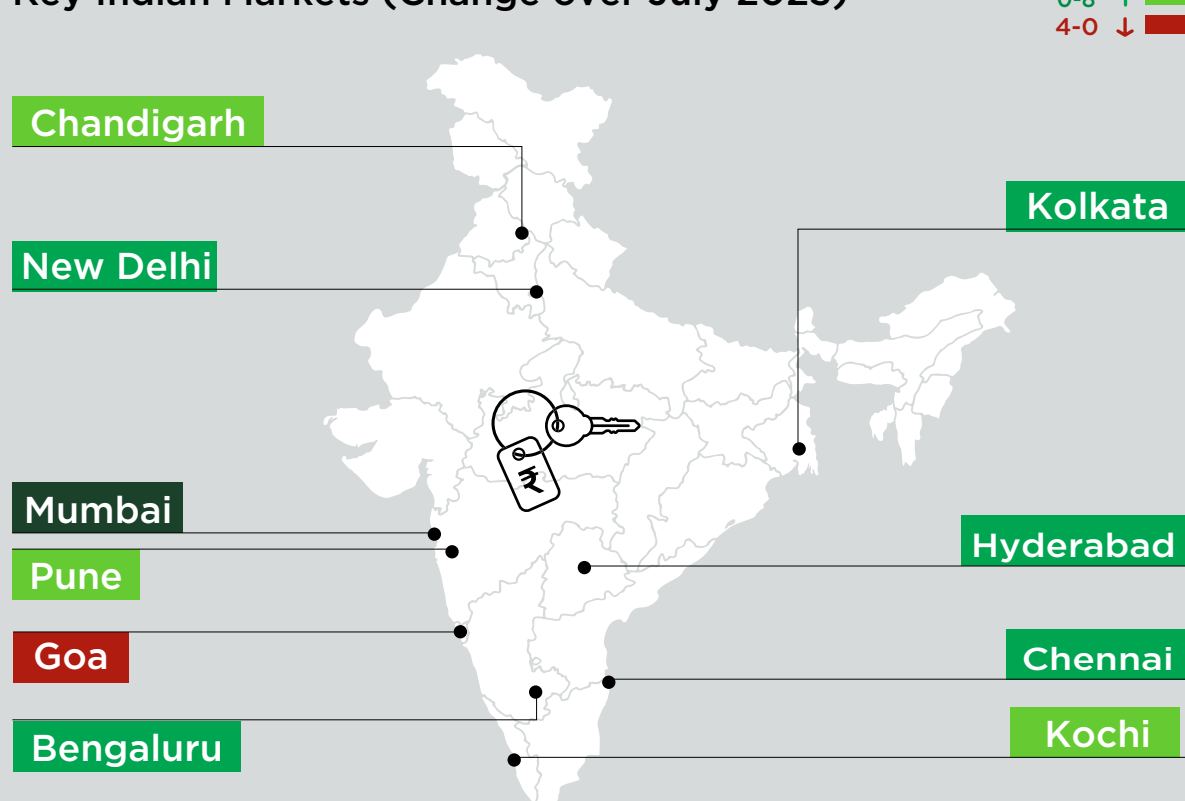
Occupancy Change¹

Key Indian Markets (Change over July 2023)



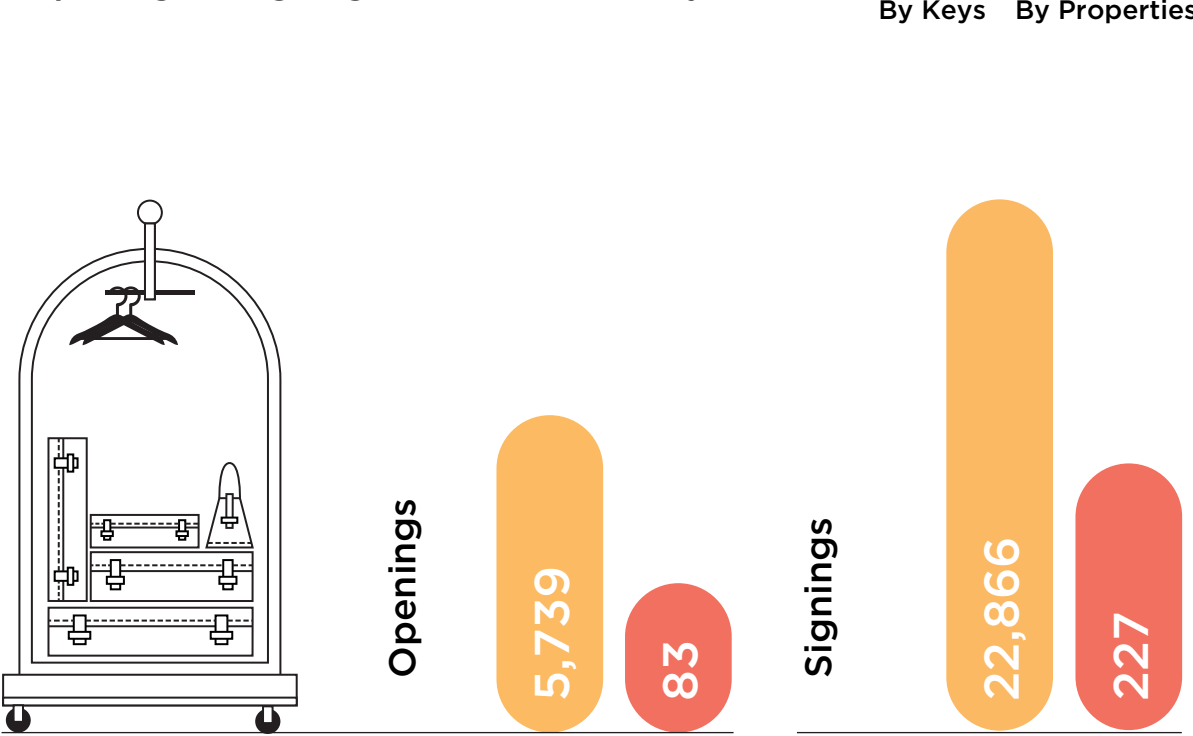
ADR Change²

Key Indian Markets (Change over July 2023)



Branded Hotels

(Openings & Signings Year-to-Date July 2024)



Source: HVS Research; Data collated by HVS from 19 hotel operators and media reports as of 22nd August 2024, all data is for calendar year

Key Highlights

(July 2024)

- July 2024 saw a **year-on-year growth of over 7% in domestic air passenger traffic** in India.
- Nationwide occupancy rates increased by 3-5 percentage points year-on-year during the month**, although they remained slightly below pre-pandemic levels.
- Pune and Chennai registered the highest occupancy rates for the month, ranging from 76-79%**. Meanwhile, Kolkata, New Delhi, and Chandigarh led the growth in occupancy, each showing an increase of 6-8 percentage points compared to the previous year.
- Average rates saw significant year-on-year increases both nationally and in specific markets. **However, Goa was an exception, with rates dropping by 3-5% compared to the previous year**, while still remaining above INR 8,500.
- Despite a relatively modest rise in occupancy rates in July 2024, **Mumbai continued to record the highest average rates, exceeding INR 10,500 - a 21-23% increase from the previous year**.

Source: HVS Research

HVS Reports & Monday Musings



- 21 July 2024** Revolutionizing Business Travel - Marriott's Game-changing Initiative [READ MORE >](#)
- 07 July 2024** Hotel Sector's Big Debate - Asset Light or Asset Right? [READ MORE >](#)
- 07 Jan 2024** Roaring Success and Silent Struggles: The Dynamics of Wildlife Tourism in India [READ MORE >](#)
- 17 Dec 2023** Indian Hospitality Sector - 2023 in Review [READ MORE >](#)

HVS in the News

- 04 Aug 2024** Ayodhya shining? [READ MORE >](#)
- 01 Aug 2024** Luxury Resorts Increase Rates up to 60% for Long Weekends in August [READ MORE >](#)
- 27 July 2024** Hotels plan to make room in Bihar, Odisha [READ MORE >](#)
- 14 July 2024** Small Indian hotels dream big with foreign locales [READ MORE >](#)

HVS Research

Recent publications

- Apr 2024** HVS ANAROCK India Hospitality Industry Overview 2023 [DOWNLOAD NOW ↓](#)
- Feb 2024** *hopeful* - An HVS ANAROCK HOPE 2024 special edition [DOWNLOAD NOW ↓](#)
- Mar 2023** Sustainability in the Hospitality Industry [DOWNLOAD NOW ↓](#)



Share Price Movement

Company	Market Cap (₹Cr)	Previous Close (₹)	52-week High (₹)	52-week Low (₹)
IHCL	89,569.47	631.9	663.4	371.4
EIH	26,243.41	427.7	566.0	205.0
Chalet Hotels	17,858.05	832.3	959.0	466.9
Lemon Tree Hotels	11,626.22	146.5	158.0	92.5
Mahindra Holidays & Resorts	9,035.57	448.1	504.3	329.0
SAMHI Hotels Ltd	3,938.94	179.3	237.8	127.4
Apeejay Surrendra Park Hotels Ltd.	3,970.89	187.3	234.5	146.2
Royal Orchid Hotels	973.60	356.9	448.1	279.6

Share movements data as on 2nd August 2024

Source: BSE website

What We Offer

CONSULTING & VALUATION

TRANSACTION ADVISORY

ASSET MANAGEMENT

EXECUTIVE SEARCH

To know more, connect with us



Mandeep S. Lamba
President & CEO (South Asia)
mlamba@hvs.com
+91 98113 06161



Akash Datta
President - Consulting & Valuation (South Asia)
adatta@hvs.com
+91 98995 17404