



SAVE THE DATES
FEB 26 - 28, 2025

HVS | ANAROCK | HOPE 2025
HOSPITALITY OVERVIEW PRESENTATION & EXCHANGE

INDIA'S MOST EXCLUSIVE HOSPITALITY SUMMIT

GOA

TAJ
CIDADE DE GOA HORIZON
GOA

Hotel Sector

Key Stats (India Average)

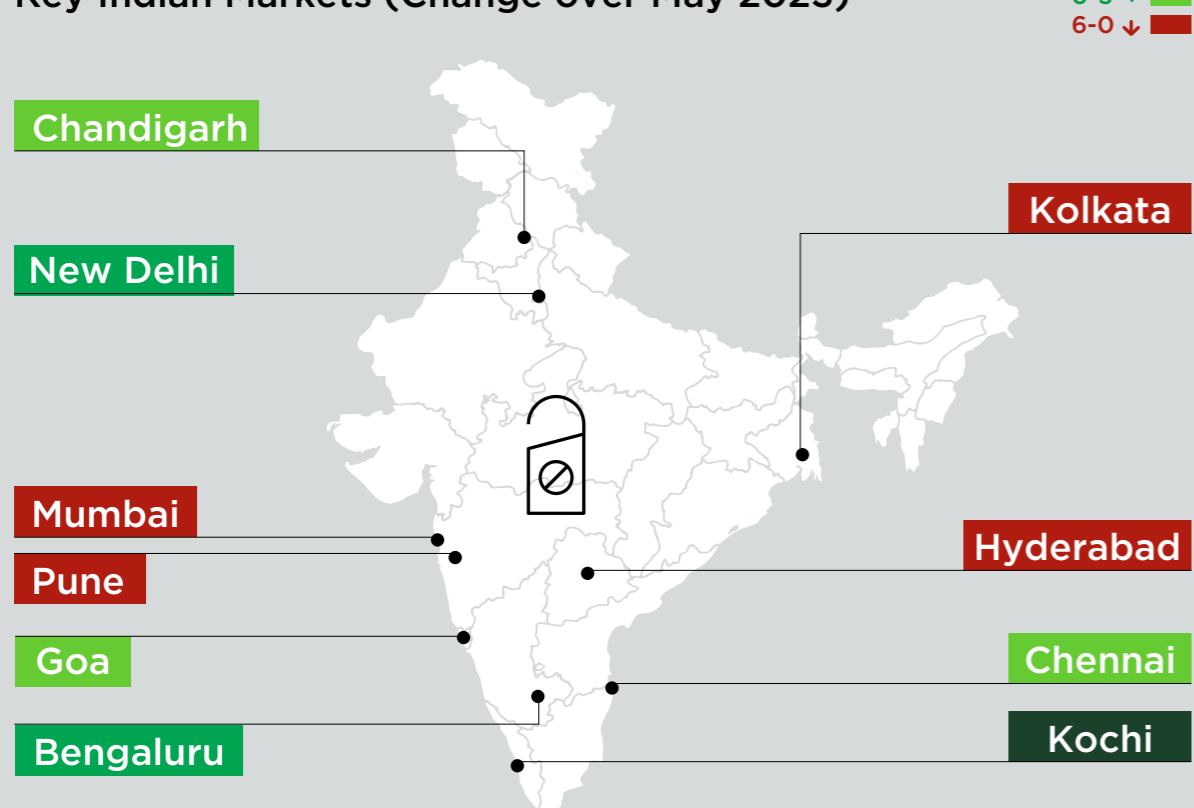
	MAY 2024	MAY 2019	Change over (Pre-COVID)
ADR	₹ 6,800 - ₹ 7,000		↑ 26-28%
Occupancy	59-61%		↓ 1-3 pp
RevPAR	₹ 4,012 - ₹ 4,270		↑ 22-24%

	MAY 2023	APRIL 2024	Change over (Post COVID-19)
ADR	↑ 2-4%	↓ 6-8%	
Occupancy	<-Stable->	↓ 1-3 pp	
RevPAR	↑ 2-4%	↓ 9-11%	



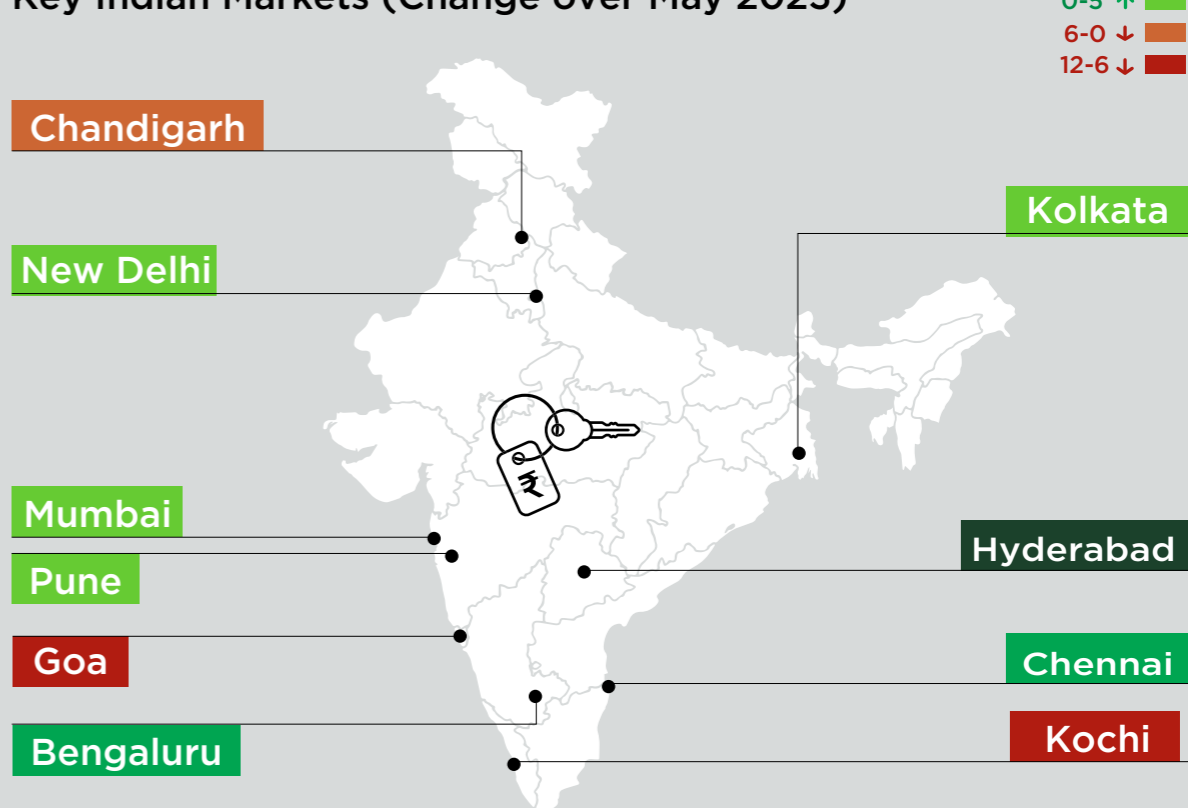
Occupancy Change¹

Key Indian Markets (Change over May 2023)



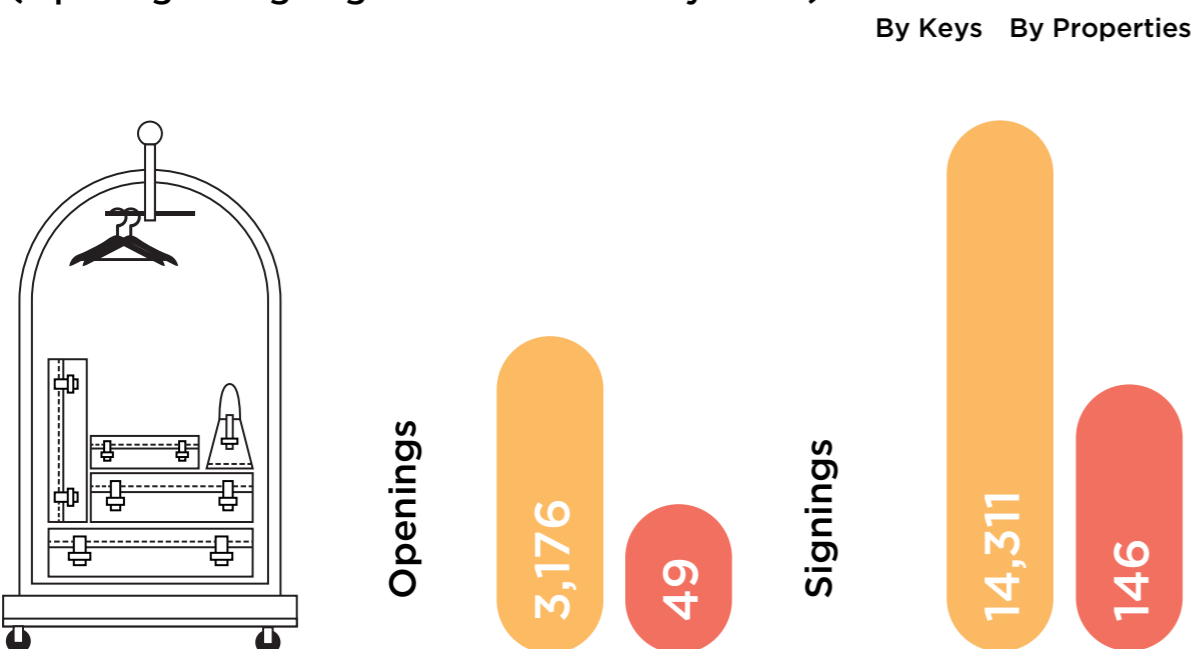
ADR Change²

Key Indian Markets (Change over May 2023)



Branded Hotels

(Openings & Signings Year-to-Date May 2024)



Source: HVS Research; Data collated by HVS from 14 hotel operators and media reports as of 23rd June 2024, all data is for calendar year

Key Highlights

(May 2024)

- Domestic air passenger traffic continued to increase, surpassing 137 lakhs in May 2024, marking a growth of over 4% compared to May 2023.
- Despite the increase in air traffic in May 2024, the nationwide hotel occupancy rates remained stable.
- Kochi saw the highest year-on-year increase in occupancy rates in May 2024, with a rise of 7-9 pp. However, the average rates in the city declined by 10-12 pp.
- Hyderabad exhibited a stark divergence between occupancy and ADR changes. While the occupancy rate saw the largest drop of 3-5 pp, the city's ADR experienced the highest increase rate at 12-14%.
- While year-on-year occupancy increased by 1-3 pp, Goa witnessed a decline in average rates by 9-11% during the same period.

Source: HVS Research

HVS Monday Musings



- 07 Jan 2024** Roaring Success and Silent Struggles: The Dynamics of Wildlife Tourism in India [READ MORE >](#)
- 17 Dec 2023** Indian Hospitality Sector - 2023 in Review [READ MORE >](#)
- 03 Dec 2023** India's Growing Wedding Market Grandeur [READ MORE >](#)
- 19 Nov 2023** Embracing Contactless Check-in with DigiStay in the Indian Hotel Sector [READ MORE >](#)

HVS in the News

- 08 June 2024** Tour de Fabulous: How India's affluent are seeking extraordinary travel experiences [READ MORE >](#)
- 15 May 2024** Real estate majors are coming for the hotel industry bearing a ₹10,000-cr purse [READ MORE >](#)
- 06 May 2024** India-wide occupancy to improve to 66-67% in 2024, with a 6-8% increase in ARR: HVS ANAROCK [READ MORE >](#)
- 03 May 2024** Indian listed hotel companies recorded double average PE compared to international counterparts in 2023: Report [READ MORE >](#)

HVS Research

Recent publications

- Apr 2024** HVS ANAROCK India Hospitality Industry Overview 2023 [DOWNLOAD NOW ↓](#)
- Feb 2024** *hopeful* - An HVS ANAROCK HOPE 2024 special edition [DOWNLOAD NOW ↓](#)
- Mar 2023** Sustainability in the Hospitality Industry [DOWNLOAD NOW ↓](#)



Share Price Movement

Company	Market Cap (₹ Cr)	Previous Close (₹)	52-week High (₹)	52-week Low (₹)
IHCL	75,377.85	577.0	622.2	371.4
EIH	26,180.87	421.8	566.0	203.4
Chalet Hotels	16,595.25	785.6	959.0	401.0
Lemon Tree Hotels	10,556.68	140.6	158.0	89.9
Mahindra Holidays & Resorts	7,834.72	398.9	469.8	286.3
SAMHI Hotels Ltd	3,730.99	181.6	237.8	127.4
Royal Orchid Hotels	875.96	326.5	448.1	279.6

Source: BSE website; Share movements data as on 4th June 2024

Source: BSE

What We Offer

CONSULTING & VALUATION

TRANSACTION ADVISORY

ASSET MANAGEMENT

EXECUTIVE SEARCH

To know more, connect with us



Mandeep S. Lamba
President & CEO (South Asia)
mlamba@hvs.com
+91 98113 06161



Akash Datta
President - Consulting & Valuation (South Asia)
adatta@hvs.com
+91 98995 17404