



SAVE THE DATES
FEB 26 - 28, 2025

HVS | ANAROCK | HOPE 2025
HOSPITALITY OVERVIEW PRESENTATION & EXCHANGE

INDIA'S MOST EXCLUSIVE HOSPITALITY SUMMIT

GOA

TAJ
CIDADE DE GOA HORIZON
GOA

Hotel Sector

Key Stats (India Average)

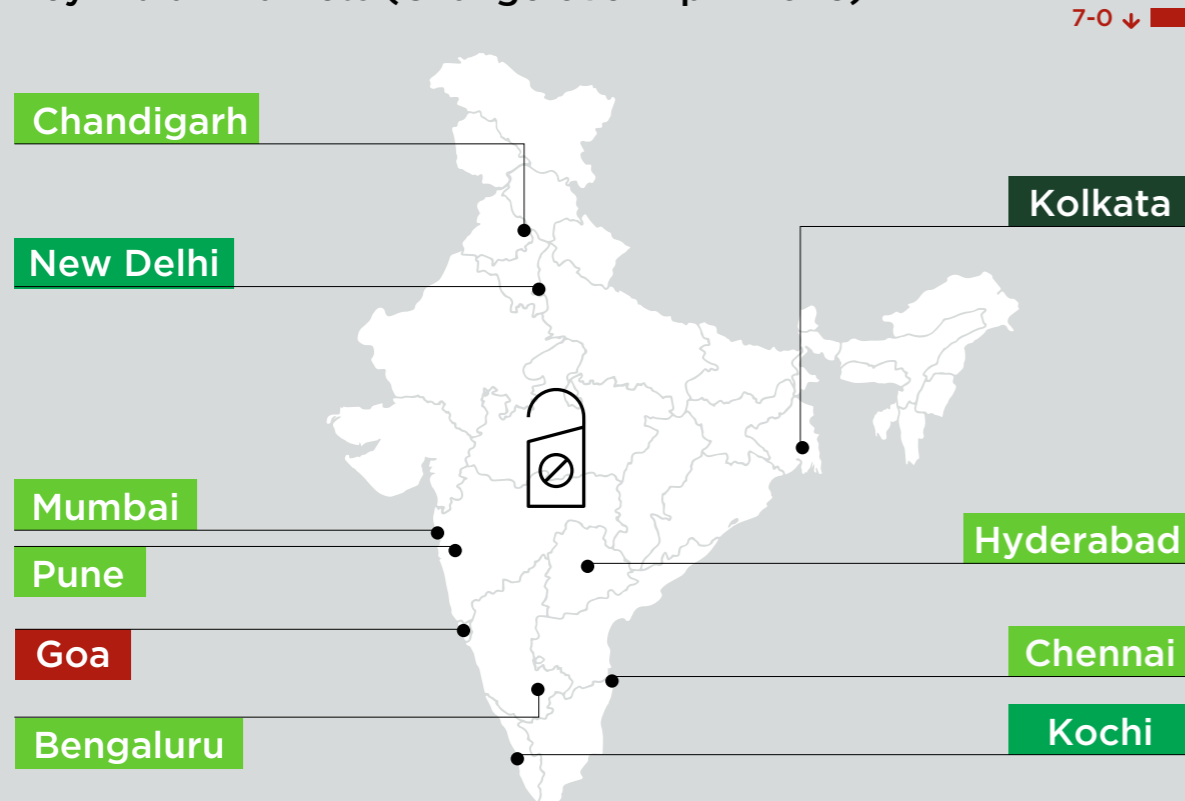
	APRIL 2024	APRIL 2019	APRIL 2023	MAR 2024
ADR	₹ 7,400 - ₹ 7,600	↑ 29-31%	↑ 5-7%	↓ 8-10%
Occupancy	61-63%	↓ 2-4 pp	<-Stable->	↓ 1-3 pp
RevPAR	₹ 4,514 - ₹ 4,788	↑ 24-26%	↑ 7-9%	↓ 11-13%

Change over (Pre-COVID) | Change over (Post COVID-19)



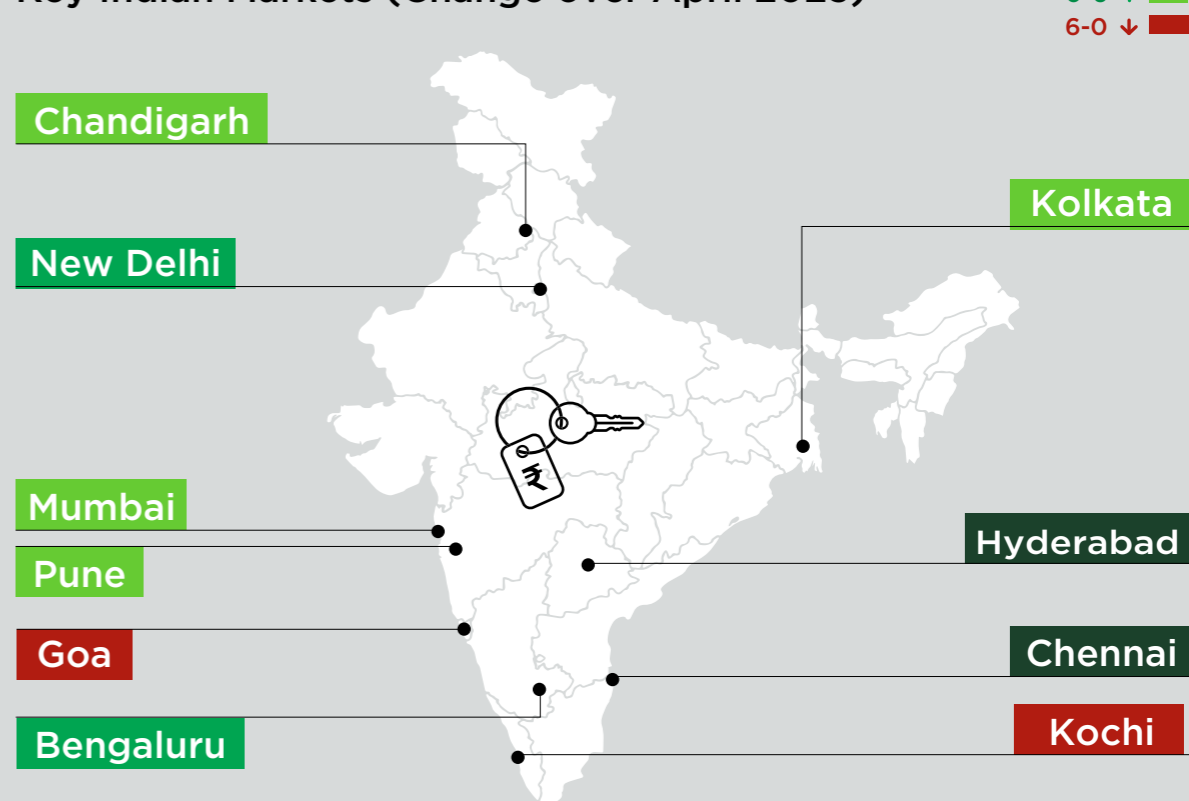
Occupancy Change¹

Key Indian Markets (Change over April 2023)



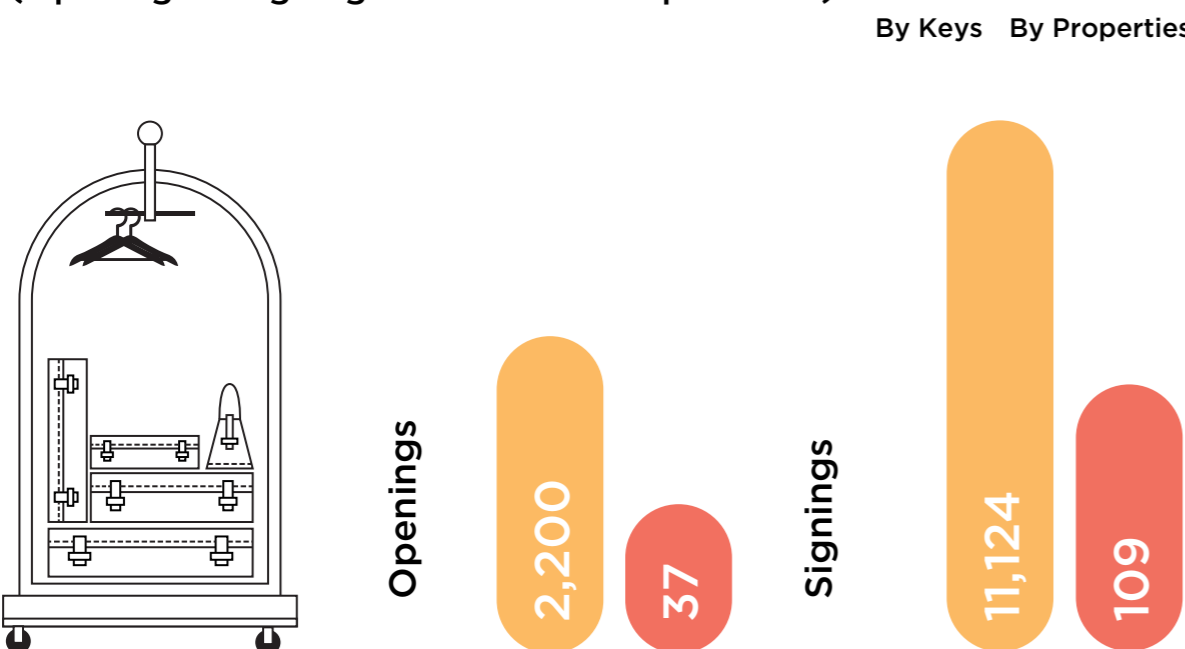
ADR Change²

Key Indian Markets (Change over April 2023)



Branded Hotels

(Openings & Signings Year-to-Date April 2024)



Source: : HVS Research; Data collated by HVS from 14 hotel operators and media reports as of 23rd May 2024, all data is for calendar year

Key Highlights

(April 2024)

- In April 2024, domestic air passenger traffic in India reached 132 lakhs, marking a 2.4% increase compared to April 2023.
- Goa witnessed the largest year-on-year decline in occupancy rate, while Kolkata registered the highest growth during the month.
- Hyderabad showed the highest year-on-year ADR growth among the top 10 markets in the country, followed by Chennai.
- After a long hiatus, Mumbai recorded higher average rates than Goa, exceeding INR 10,000 and INR 9,500 respectively.

Source: HVS Research

HVS Monday Musings



- 07 Jan 2024** Roaring Success and Silent Struggles: The Dynamics of Wildlife Tourism in India [READ MORE >](#)
- 17 Dec 2023** Indian Hospitality Sector - 2023 in Review [READ MORE >](#)
- 03 Dec 2023** India's Growing Wedding Market Grandeur [READ MORE >](#)
- 19 Nov 2023** Embracing Contactless Check-in with DigiStay in the Indian Hotel Sector [READ MORE >](#)

HVS in the News

- 15 May 2024** Real estate majors are coming for the hotel industry bearing a ₹10,000-cr purse [READ MORE >](#)
- 03 May 2024** Indian listed hotel companies recorded double average PE compared to international counterparts in 2023: Report [READ MORE >](#)
- 02 Apr 2024** Major hotel markets in India register double digit ADR growth [READ MORE >](#)
- 01 Apr 2024** Great Destination Hotels & Resorts announces opening of two new properties in Manali [READ MORE >](#)

HVS Research

Recent publications

- Apr 2024** HVS ANAROCK India Hospitality Industry Overview 2023 [DOWNLOAD NOW ↓](#)
- Feb 2024** hopeful - An HVS ANAROCK HOPE 2024 special edition [DOWNLOAD NOW ↓](#)
- Mar 2023** Sustainability in the Hospitality Industry [DOWNLOAD NOW ↓](#)



Share Price Movement

Company	Market Cap (₹ Cr)	Previous Close (₹)	52-week High (₹)	52-week Low (₹)
IHCL	81,263.75	575.9	622.2	350.4
EIH	29,820.49	467.2	501.5	184.1
Chalet Hotels	18,915.84	879.8	959.0	373.4
Lemon Tree Hotels	12,271.90	155.9	157.9	88.3
Mahindra Holidays & Resorts	8,238.62	414.7	469.8	280.0
SAMHI Hotels Ltd	4,294.53	196.3	237.8	127.4
Royal Orchid Hotels	1,074.66	387.0	448.1	279.6

Source: BSE website; Share movements data as on 3rd May 2024

Source: BSE

What We Offer

CONSULTING & VALUATION

TRANSACTION ADVISORY

ASSET MANAGEMENT

EXECUTIVE SEARCH

To know more, connect with us



Mandeep S. Lamba
President & CEO (South Asia)
mlamba@hvs.com
+91 98113 06161



Akash Datta
President - Consulting & Valuation (South Asia)
adatta@hvs.com
+91 98995 17404