

# Hotel Value Fundamentals Signal Positive Trend in Transactions and Development in the United States

July 1, 2013 / By Steve Rushmore, Yuxi Zhu



The U.S. hotel industry is approaching a significant crossroads. In 2013, hotel valuation fundamentals signal a strong positive trend in transaction volume as well as in new hotel development. HVS Valuation experts acknowledge that hotel values peaked in 2006 but declined rapidly for the next three years. In 2010, the recovery began. Today, hotel values have returned to their 2006 levels and consequently, this has resulted in jump starting what will be a noteworthy boost in hotel transactions (Figure-1).

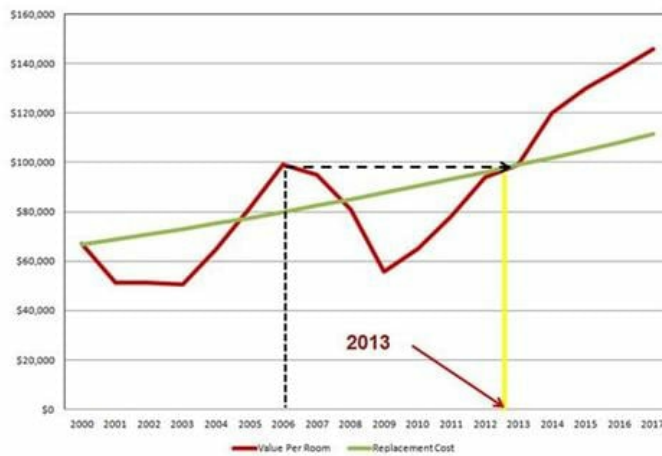


Figure 1

## Where are we in this transaction cycle? What signs indicate a shift back toward positive values?

To date this year, U.S. hotel values have reached their 2006 peaks and, therefore, transaction activity is expected to escalate rapidly. In addition, hotel values have surpassed replacement cost in most sectors, making new development more feasible.

### Value per Room

According to the HVS/STR Hotel Valuation Index, the 2006 value of \$99,000 per room dropped precipitously by 50% during the following three years to \$56,000 per room. During the 2010 to 2012 recovery years, values increased approximately 20% per annum, and we are projecting this value growth to continue at an average of 12% each year for the next three years (Figure-2).

	2004	2005	2006			
Value Per Room	\$65,000	\$82,000	\$99,000			
Percent Change	28%	26%	21%			
	2007	2008	2009			
Value Per Room	\$95,000	\$81,000	\$56,000			
Percent Change	-4%	-15%	-31%			
	2010	2011	2012	2013	2014	2015
Value Per Room	\$65,000	\$78,000	\$94,000	\$106,000	\$122,000	\$133,000
Percent Change	17%	20%	20%	12%	15%	9%

Figure 2

## Summary

Is it a buyer's market, a seller's market, or simply time to develop?

[Comments](#)

## FILED UNDER CATEGORIES

- Hotel Investments & Ownership
- Valuations & Market Studies
- North America

By 2015, we forecast that the top three cities with the highest value per room will be Oahu, San Francisco, and Miami. Additionally, we predict that New York, which had the highest value per room in 2010, will drop to fourth place in 2015.

In analyzing the 65 U.S. markets that we track, HVS is projecting that all of these markets will show positive value appreciation over the next four years (2012-2016). As mentioned, the biggest gains will be Miami, Oahu, New York, and San Francisco with the smallest gains showing in Tucson, Tallahassee, Albuquerque, and Norfolk.

**Major Hotel Sale and Transaction**

According to HVS data, we are witnessing an increase in major hotel sales transaction volume. Comparing year-to-date for 2013 with the same period in 2012, the number of major sales has doubled. In 2012, the total volume of major transactions was 184, which means that based on this year's year-to-date data, total hotel transactions could easily exceed 300 (Figure-3).

	Number of Hotels	Number of Rooms	Average Price Per Room
2000	138	37,443	\$117,000
2001	114	28,183	\$154,000
2002	102	29,331	\$117,000
2003	133	34,859	\$137,000
2004	184	54,619	\$136,000
2005	277	80,274	\$159,000
2006	260	75,773	\$208,000
2007	256	63,847	\$181,000
2008	129	25,240	\$180,000
2009	46	10,997	\$134,000
2010	138	32,055	\$191,000
2011	209	53,223	\$209,000
2012	184	44,047	\$181,000
YTD 2012	32	8,548	\$198,000
YTD 2013	61	15,913	\$189,000

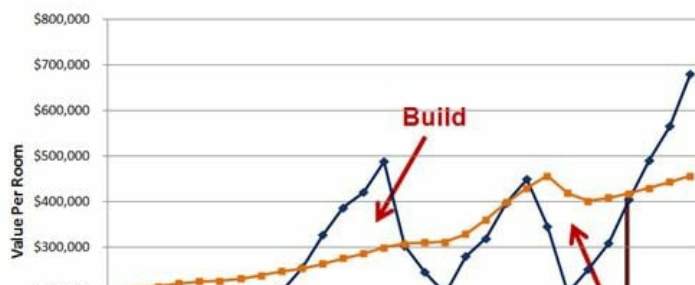
Figure 3

There were several major transactions consummated so far this year, including Liberty Hotel in Boston at \$570,000 per room, and Bacara Resort & Spa, which sold for \$514,000 per room. It is notable that some select service hotels are at significantly higher pricing per room compared to full service hotels. For example, Marriott Courtyard Houston, a select service hotel, commanded \$176,000 per room, but the full service Marriott in Atlanta came in at \$175,000 per room. These figures are remarkably close in value.

**Hotel value and replacement cost**

2013 hotel values are higher than the replacement costs in most sectors, which means new construction has become economically feasible. Typically, *when value is higher than the replacement cost*, it is a propitious time to build or develop a hotel. In contrast, *if the replacement cost is higher than the value*, it is an excellent time to buy an existing hotel. Following are hotel values and replacement costs for luxury hotels; upper upscale hotels; upscale hotels; and economic hotels:

- *Luxury Hotels* (Ritz-Carlton, Four Seasons): The economy is becoming extremely favorable for developing luxury hotels. Values rose above to the replacement cost in 2013, and will go beyond the replacement cost beginning in 2014, thus creating an attractive environment to build or develop a luxury property (Figure-4).



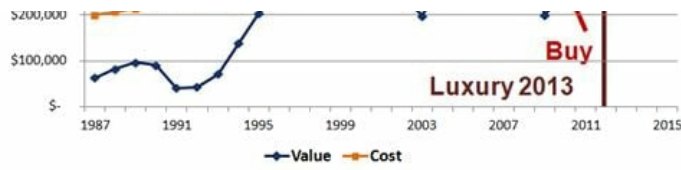


Figure 4

• *Upper Upscale Hotel* (Westin, Hyatt): Similar to the luxury properties, hotel values are equal to the replacement cost in 2013, but will go beyond the replacement cost beginning in 2014. This is now a good time to build or develop an upper upscale hotel (Figure-5).

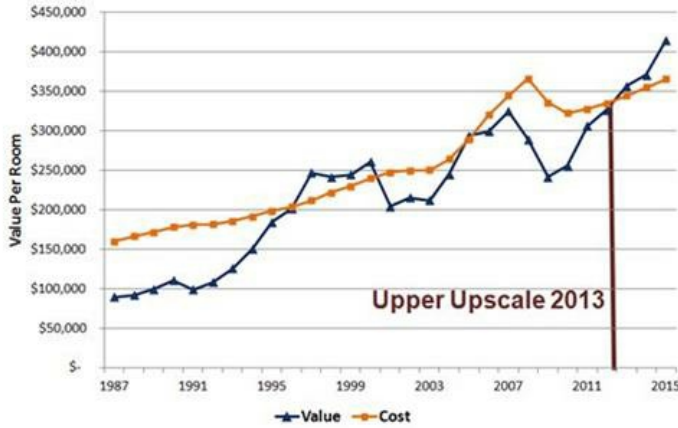


Figure 5

• *Upscale Hotel* (Courtyard, Hilton Garden Inn): Hotel values and the replacement cost were equal in 2012; however, currently values are higher than the replacement cost. Thus, it is a good time to build or develop an upscale hotel (Figure-6).

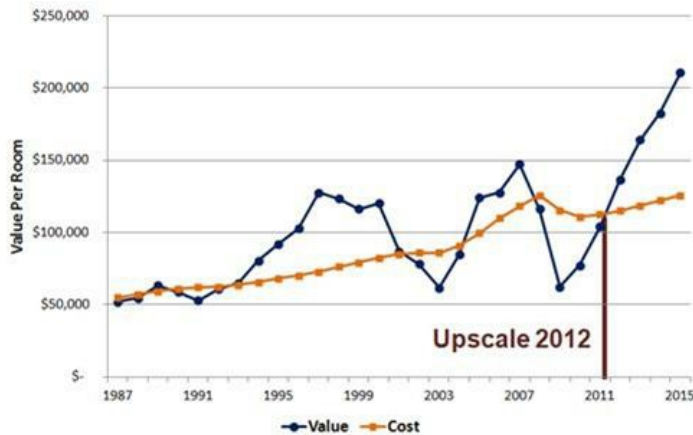
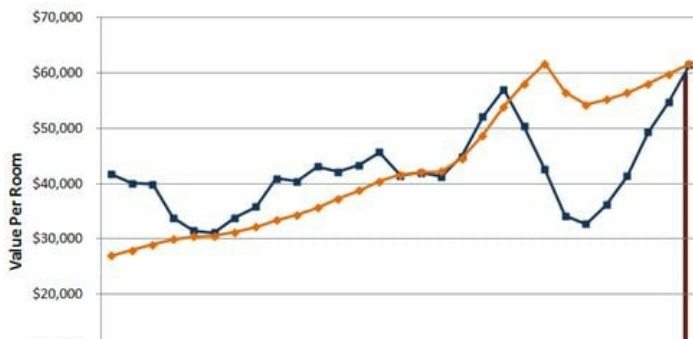
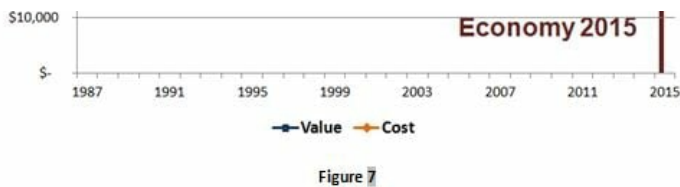


Figure 6

• *Economy Hotel* (Microtel, Motel 6): Replacement cost is currently higher than hotel values, and this situation is expected to last until 2015. This is an opportune time to buy an economy hotel instead of developing a new one.





**What should hotel buyers and sellers know?**

After a lengthy recession, hotel values are coming back making it is an excellent time to sell your hotel at a profit. Other advantageous considerations guiding this advice include the fact that we are enjoying low mortgage interest rates capitalization rates (even with improved revenue and profits levels).

Sell your hotel

Transaction activity is expected to increase significantly as most owners can now realize a profit. To reiterate, hotel values have reached 2006 peaks! It is also suggested that for owners looking to extricate themselves from the market, it is a terrific environment to list your property for sale. There will be a substantial surge in transaction volume in the market during this timeframe. Furthermore, owners who financed hotels at the peak of the market have waited for values to rebound, and they are now able to pay off the mortgages at sale. One more prospective, underwater mortgages can now be refinanced fairly easily.

Mortgage interest rates/Capitalization rates:

Mortgage interest rates and capitalization rates are both at an historic low, offering another attractive reason for immediate sale.

Trophy properties are experiencing ideal interest rates, ranging at approximately 4%-4.5%. As interest rates increase, quality level declines. Rates for lower quality properties are approximately 5.5%-6.5%. Additionally, smart lenders are turning to new construction financing to increase yield.

A major component of a cap rate is the cost of mortgage capital. Low mortgage interest rates, increased availability of capital, and strong investor interest are keeping capitalization rates low, even with improved revenue and profit levels. As with the interest rates, capitalization rates are at historic lows, and trophy hotels are trading at cap rates of 5.5%-6.5% based on the trailing 12 months. As with interest rates, capitalization rates increase as the quality level declines.

Neither interest rates nor cap rates will remain this low for very long which confirms our belief that it is a good time for owners to sell their properties. When interest rates and cap rates increase, hotel values will decrease.

**Where should you buy, sell or build a hotel?**

Based on recent market trends and according to our observations, the top four cities to buy hotels are Miami, West Palm Beach, Oahu and Tampa. The top four cities to hold or sell hotels are Washington D.C.; Rochester, NY; Tucson, AZ; and New Haven, CT. We recommend building hotels anywhere you can get construction financing.

**Conclusion:**

According to the research conducted by HVS with the support of STR, we reached the following conclusions:

- Supply growth will accelerate over the next five years
- Transaction volume will increase significantly in 2013 and 2014
- Today is the best opportunity to buy, sell, or develop a hotel since 1991

\* \* \* \* \*

For a copy of this presentation, which was shared at the 35th Annual NYU International Hospitality Industry Investment Conference, please visit [www.hvs.com/nyu](http://www.hvs.com/nyu).

## About **Steve Rushmore**



Steve Rushmore is the founder of HVS, a global hospitality consulting organization with more than 50 offices around the globe. He is focused on future office expansion and new product development outside the United States. Steve has provided consultation services for more than 15,000 hotels throughout the world during his 40-year career. For more information contact Steve at [\[email protected\]](#)